

C11 series

Surveillance EXPoE Switches



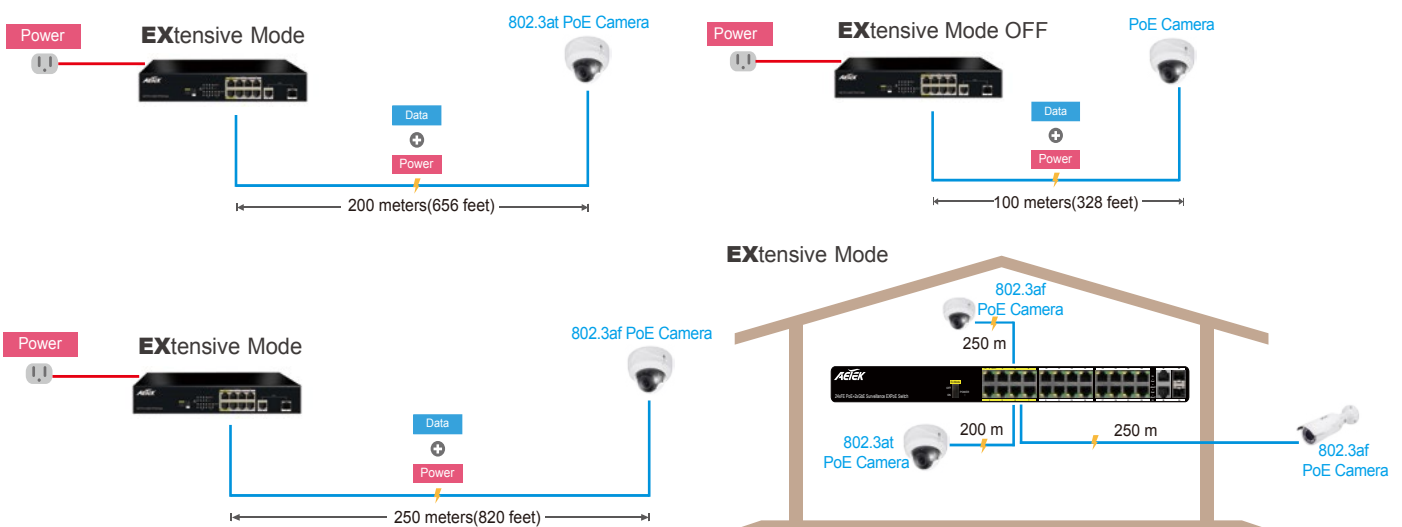
AETEK's C11 indoor unmanaged EXPoE switch series equipped with DIP switch provides EX "EXTensive" operation mode. C11 series is specially designed for IP Surveillance application, besides standard 802.3af/at PoE functions, the EX mode delivers extreme distances of camera image & power maximum up to 250m via specific EX ports for long reach PoE IP cameras. Meanwhile, the C11 series also features extra 20% range of input voltage tolerance, lightning surge protection of AC power & PoE surge protection to prevent the damage caused by outside unstable AC power, lightning surge and power spike. These unique features reduce the costs to replace damaged fault unit.

The C11 series has five sub models consisting of 6, 10, 18, and 26 ports with a range of power budgets from 65W to 380W for IP surveillance.

Features

- 15.4W / 802.3af & 30W / 802.3at compliant
- 4KV/12KV PoE surge protection each port
- 4KV AC surge protection
- Extra 20% range of input voltage tolerance
- Circuit protection prevents power interference between ports
- Detects PoE PD (power device) automatically
- EX mode OFF reaches PoE camera up to 100m@100Mbps via any PoE port
- EX mode ON reaches 802.3af camera up to 250m@10Mbps via EXPoE ports
- EX mode ON reaches 802.3at camera up to 200m@10Mbps via EXPoE ports

Applications



Range Guide

	EX Port@ EX Mode ON	Any Port@ EX Mode OFF
802.3af PoE IP Camera	250m@10Mbps	100m@100Mbps
802.3at PoE IP Camera	200m@10Mbps	100m@100Mbps






Technical Specifications-Hardware

	C11-042-30-065	C11-082-30-120
Network Specifications		
Total Fast Ethernet Ports	6	10
Total Gigabit Ports	-	-
PoE Port@EX Mode OFF	4x30W PoE ports	8x30W PoE ports
PoE Port@EX Mode ON	2x30W EXPoE + 2x30W PoE ports	2x30W EXPoE + 6x30W PoE ports
Gigabit RJ45/SFP Combo ports	-	-
Mac Table	2K	2K
Jumbo Frames	1,536 Bytes	1,536 Bytes
Switching Capacity	1.2 Gbps	2 Gbps
Power Specifications		
Input Voltage	100VAC ~ 240VAC 280VAC 4Hr 300VAC 1min.	100VAC ~ 240VAC 280VAC 4Hr 300VAC 1min.
Output Voltage Range /per PoE Port	54 VDC PoE IEEE 802.3af (Max. 15.4W) output PoE+ IEEE802.3at (Max. 30W) output	54 VDC PoE IEEE 802.3af (Max. 15.4W) output PoE+ IEEE802.3at (Max. 30W) output
PoE Surge Protection	4KV	4KV
AC Power Surge Protection	4KV	4KV
Power Budget	65W	120W
Mechanical Specifications		
Dimensions (WxHxD)	169 x 94.1 x 32 mm	220 x 150 x 44 mm
Weight	0.5 kg (1.102 lb)	1.2 kg (2.65 lb)
Environmental Specifications		
Operating Temperature	0°C ~ 50°C (32°F ~ 122°F)	0°C ~ 50°C (32°F ~ 122°F)
Storage Temperature	-20°C ~ 70°C (-4°F ~ 158°F)	-20°C ~ 70°C (-4°F ~ 158°F)
Operating Humidity	10% to 90% non-condensing	10% to 90% non-condensing
Certifications		
EMC	CE, FCC, VCCI, C-Tick	CE, FCC, VCCI, C-Tick
Safety	EN60950-1, IEC60950-1	EN60950-1, IEC60950-1

	C11-082-31-120	C11-162-30-250	C11-242-30-380
Network Specifications			
Total Fast Ethernet Ports	8	16	24
Total Gigabit Ports	2	2	2
PoE Port@EX Mode OFF	8x30W PoE ports	16x30W PoE ports	24x30W PoE ports
PoE Port@EX Mode ON	2x30W EXPoE + 6x30W PoE ports	8x30W EXPoE + 8x30W PoE ports	8x30W EXPoE + 16x30W PoE ports
Gigabit RJ45/SFP Combo ports	-	2	2
Gigabit RJ45 ports	1	-	-
Gigabit SFP ports	1	-	-
Mac Table	4K	16K	16K
Jumbo Frames	1,536 Bytes	1,536 Bytes	1,536 Bytes
Switching Capacity	5.6 Gbps	7.2 Gbps	8.8 Gbps
Power Specifications			
Input Voltage	100VAC ~ 240VAC 280VAC 4Hr 300VAC 1min.	100VAC ~ 240VAC 280VAC 4Hr 300VAC 1min.	100VAC ~ 240VAC 280VAC 4Hr 300VAC 1min.
Output Voltage Range /per PoE Port	54 VDC PoE IEEE 802.3af (Max. 15.4W) output PoE+ IEEE802.3at (Max. 30W) output	54 VDC PoE IEEE 802.3af (Max. 15.4W) output PoE+ IEEE802.3at (Max. 30W) output	54 VDC PoE IEEE 802.3af (Max. 15.4W) output PoE+ IEEE802.3at (Max. 30W) output
PoE Surge Protection	4KV	12KV	12KV
AC Power Surge Protection	4KV	4KV	4KV
Power Budget	120W	250W	380W
Mechanical Specifications			
Dimensions (WxHxD)	280 x 180 x 44 mm	440 x 230 x 44 mm	440 x 230 x 44 mm
Weight	1.54 kg (3.95 lb)	3.6 kg (7.93 lb)	3.8 kg (8.37 lb)
Environmental Specifications			
Operating Temperature	0°C ~ 50°C (32°F ~ 122°F)	0°C ~ 50°C (32°F ~ 122°F)	0°C ~ 50°C (32°F ~ 122°F)
Storage Temperature	-20°C ~ 70°C (-4°F ~ 158°F)	-20°C ~ 70°C (-4°F ~ 158°F)	-20°C ~ 70°C (-4°F ~ 158°F)
Operating Humidity	10% to 90% non-condensing	10% to 90% non-condensing	10% to 90% non-condensing
Certifications			
EMC	CE, FCC, VCCI, C-Tick Class A	CE, FCC, VCCI, C-Tick Class A	CE, FCC, VCCI, C-Tick Class A
Safety	EN60950-1, IEC60950-1	EN60950-1, IEC60950-1	EN60950-1, IEC60950-1

Ordering Information

PoE Switches

	<p>C11-042-30-065</p> <ul style="list-style-type: none"> • 4xFE PoE + 2xFE • 100~240VAC, 65W power budget 		<p>C11-082-30-120</p> <ul style="list-style-type: none"> • 8xFE PoE + 2xFE • 100~240VAC, 120W power budget 		<p>C11-082-31-120</p> <ul style="list-style-type: none"> • 8xFE PoE + 1xGbE RJ45 + 1xGbE SFP • 100~240VAC, 120W power budget
	<p>C11-162-30-250</p> <ul style="list-style-type: none"> • 16xFE PoE + 2xCombo SFP GbE • 100~240VAC, 250W power budget 		<p>C11-242-30-380</p> <ul style="list-style-type: none"> • 24xFE PoE + 2xCombo SFP GbE • 100~240VAC, 380W power budget 		

Optional Accessories

SFP Modules

 <p>SFP-SX-X5 Gigabit SFP Transceiver</p> <ul style="list-style-type: none"> • MMF • 0.5 km • 0°C ~70°C 	 <p>SFP-SX-02 Gigabit SFP Transceiver</p> <ul style="list-style-type: none"> • MMF • 2 km • 0°C ~70°C 	 <p>SFP-LX-10 Gigabit SFP Transceiver</p> <ul style="list-style-type: none"> • SMF • 10 km • 0°C ~70°C 	 <p>SFP-LX-40 Gigabit SFP Transceiver</p> <ul style="list-style-type: none"> • SMF • 40 km • 0°C ~70°C
--	--	--	---